

# WATSON

INDUSTRIAL PARK CHINO

## 565,925 SF

Available For Lease

**36'** Clear Height *for up to 25% more storage space*



Build Green. Everyone Profits.

### LEED- Leadership in Energy & Environmental Design

Legacy Building<sup>SM</sup> 848 has been constructed as a LEED<sup>®</sup> certified building. LEED<sup>®</sup> developments are voluntary and are designed to be environmentally responsible, high performing, sustainable and healthy places to work.

\*LEED is a registered trademark of the U.S. Green Building Council.

## Legacy Building<sup>SM</sup> 848

8975 Remington Avenue, Chino, CA

### SPECIFICATIONS

**BUILDING SIZE:** 565,925 SF

**OFFICE SIZE:** 10,958 SF  
(includes finished mezzanine)

**LAND SIZE:** 1,480,893 SF

**TRUCK POSITIONS:** Dock high: 107 (9'x 10')  
Ground level ramp: 3 (12'x 15')  
Cross-dock loading

**TRUCK TURNING RADIUS:** 185'

**MINIMUM CLEARANCE:** 36'

**SPRINKLER SYSTEM:** ESFR (K 25.2 heads)

**TRAILER STORAGE SPACES:** 140

**POWER:** 4,000 amps, 277/480 volts,  
3 phase, 4 wire

**WAREHOUSE LIGHTING:** LED with motion  
sensors

**AUTO PARKING SPACES:** 307

### LEGACY FEATURES

6 1/2" thick, reinforced,  
100% concrete truck courts

3% skylights

Architectural two-story glass entries

8" thick, reinforced, 4,000 psi  
concrete floor slabs

Abundant clerestory glass

White scrim foil



# WATSON

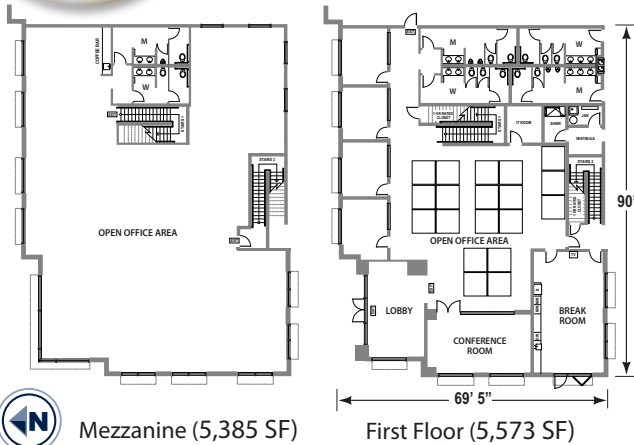
INDUSTRIAL PARK CHINO

# 565,925 SF

Available For Lease

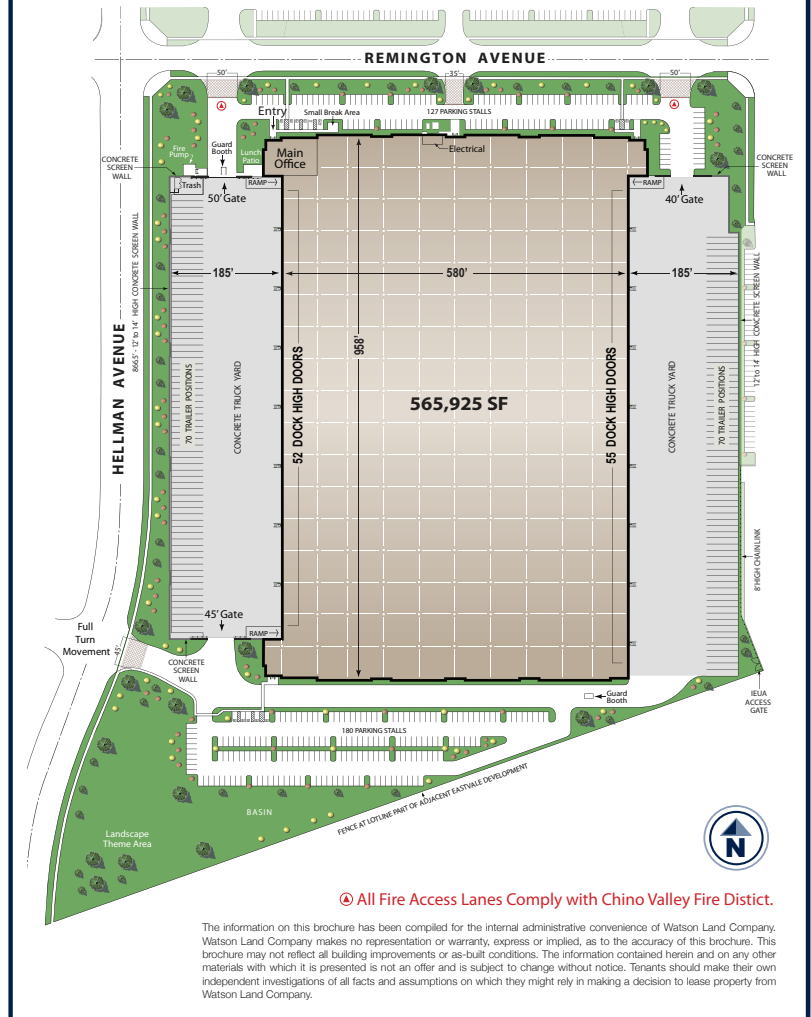


## OFFICE PLAN 10,958 Total SF



## LEGACY BUILDING<sup>SM</sup> 848 SITE PLAN

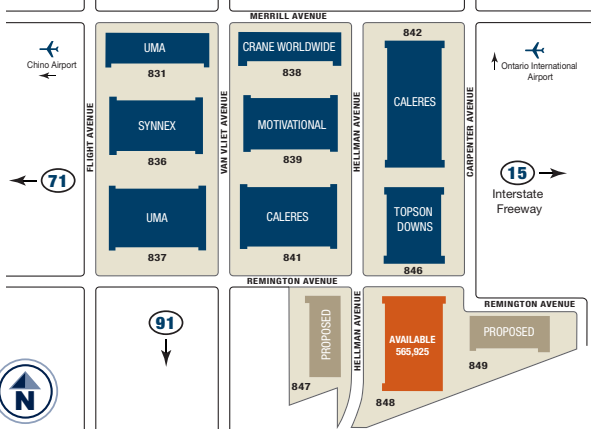
LEED<sup>®</sup> Certified



Ⓢ All Fire Access Lanes Comply with Chino Valley Fire District.

The information on this brochure has been compiled for the internal administrative convenience of Watson Land Company. Watson Land Company makes no representation or warranty, express or implied, as to the accuracy of this brochure. This brochure may not reflect all building improvements or as-built conditions. The information contained herein and on any other materials with which it is presented is not an offer and is subject to change without notice. Tenants should make their own independent investigations of all facts and assumptions on which they might rely in making a decision to lease property from Watson Land Company.

## WATSON INDUSTRIAL PARK CHINO



For Further Information Please Contact:

**Bill Heim**  
 bheim@lee-assoc.com  
 CalDRE : 00776174

**Michael Chavez**  
 mchavez@lee-assoc.com  
 CalDRE : 00929693

p 909.989.7771



**Lee & Associates**  
 3535 Inland Empire Blvd.  
 Ontario, CA 91761  
 lee-assoc.com

watsonipc.com